

# LOAD CHART BC/PA161/1 PIPER PA28-161 WARRIOR

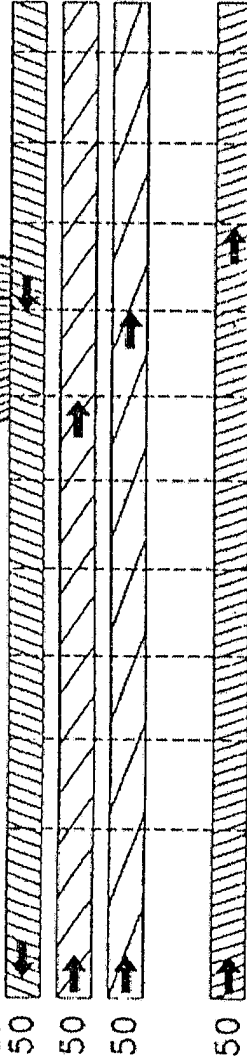
\*APPLICABLE TO ALL PA28-161 WARRIOR II AND III AIRCRAFT S/N 28-7716001 AND ON.

AeroWeights Ltd.  
BRUCE GLESSOLD  
ALPHANUMBER AN49  
PHONE 0781 6257 FAX 0785 1422  
F/PHONE 018 255 422

2100 BASIC ARM (mm)  
2200  
900  
800  
700

BASIC WEIGHT	
PILOT/CO-PILOT	
REAR SEATS	
BAGGS (MAX 90.7)	
ZERO FUEL WEIGHT	
FUEL (MAX 130)	
TAKE-OFF WEIGHT	
FUEL BURN-OFF	
LANDING WEIGHT	

Kg PER DIVISION

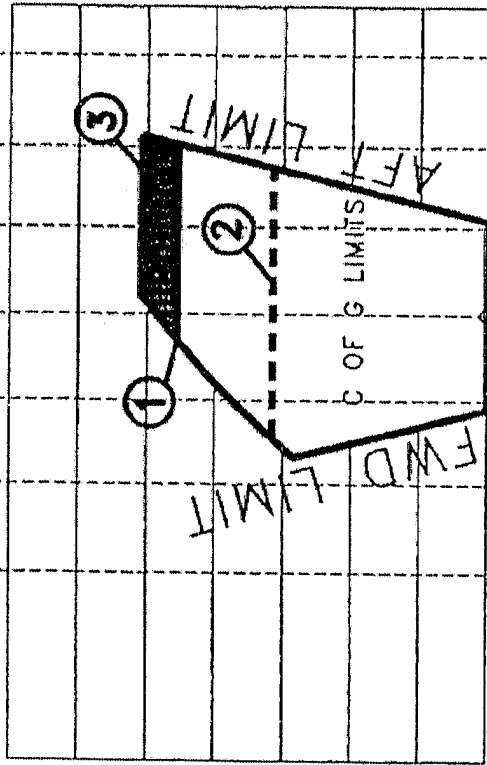
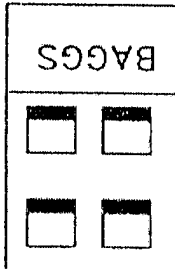


BASIC WEIGHT (Kg)

1200  
1100  
1000  
900  
800  
700

MAXIMUM TAKE-OFF WEIGHT

- ① NORMAL — 1055 Kg
- ② UTILITY - - - 916 Kg
- ③ NORMAL — 1107 Kg



③ OPERATION AT WEIGHTS IN EXCESS OF 1055 KG IS ONLY APPLICABLE TO AIRCRAFT SERIAL 28-8316001 AND UP OR ANY AIRCRAFT MODIFIED TO S.I.C. SA00397NY